



ಬೃಹತ್ ಬೆಂಗಳೂರು ಮಹಾನಗರ ಪಾಲಿಕೆ
Bruhat Bengaluru Mahanagara Palike



BBMP COVID-19 WAR ROOM 14.05.2023

BBMP / COVID-19 WAR ROOM / BULLETIN – 1147/ 14.05.2023 / #BBMPfightsCOVID19



OVERVIEW OF COVID-19 IN BENGALURU

CASE TRENDS ACTIVE CASES **209**

<u>Confirmed Cases</u>	<u>Recovered Cases</u>	<u>Death Cases</u>
15 18,86,428 #	4 18,69,219 #	0 17,000 #

HOSPITALIZATION **24**

<u>ICU – V</u>	<u>ICU</u>	<u>HDU</u>	<u>General</u>
1	4	3	16

INCLUDES GOVT. QUOTA AND PRIVATE WALK-IN HOSPITALIZATION

VACCINATION **31** 2,07,00,477 #

<u>First Dose</u>	<u>Second Dose</u>	<u>Precaution Dose</u>
9 96,89,831 #	16 95,11,591 #	6 14,99,055 #

TRIAGING

MTU

5

Tele Triage

8

ACTIVE CZs

0

MCZs (< 5 cases)

0

Clusters (> 5 cases)

0

TESTING **1,535** 3,23,80,685 #

<u>RAT</u>	<u>RTPCR</u>
643	892

Positivity :1.67%
*FOR LAST 7 DAYS

: indicates cumulative numbers till date



ABSTRACT OF COVID-19 SCENARIO IN BENGALURU


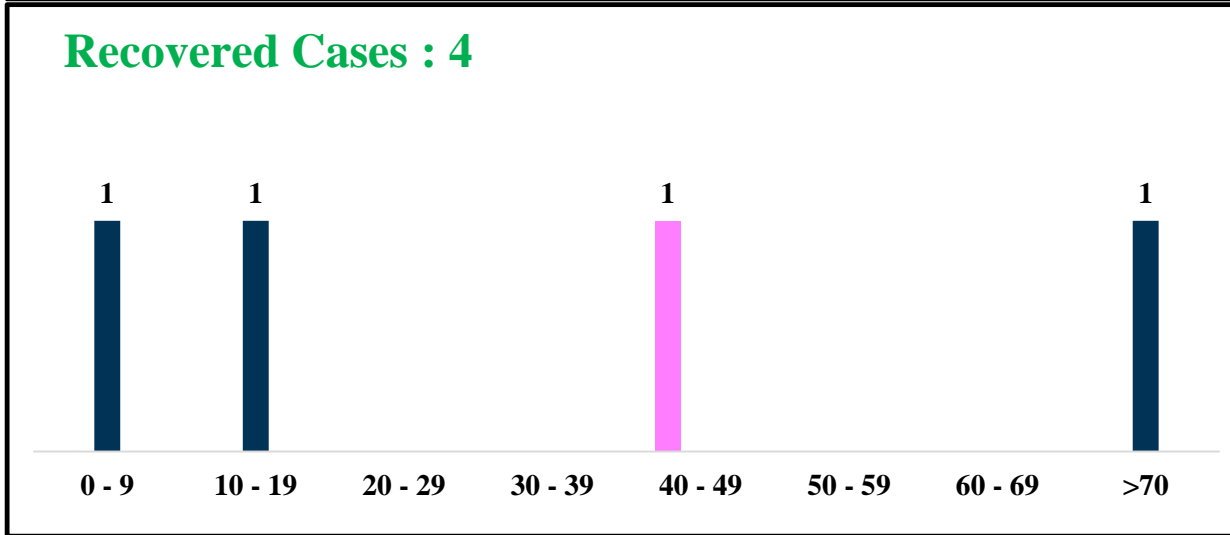
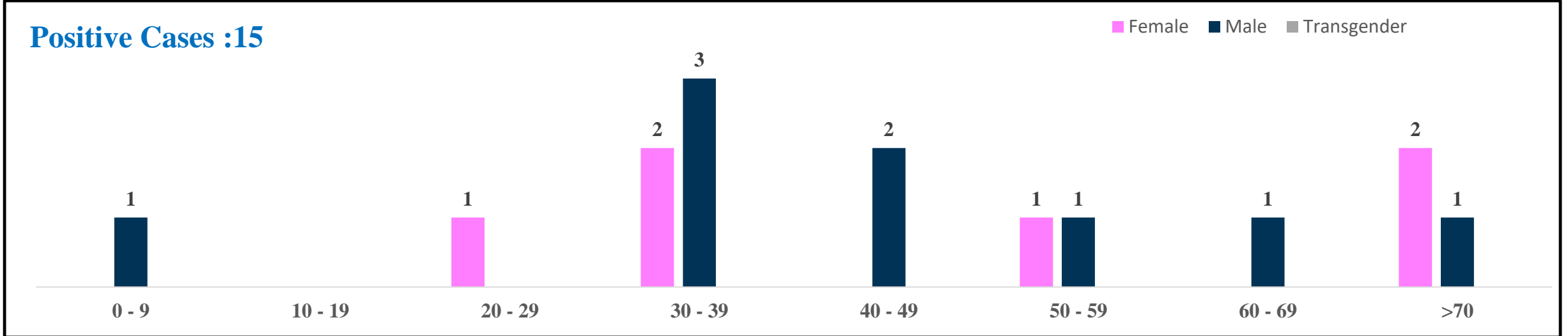


	MALE			FEMALE			TRANSGENDER			TOTAL		
	Last 24 Hours	Last 7 Days	Cumulative	Last 24 Hours	Last 7 Days	Cumulative	Last 24 Hours	Last 7 Days	Cumulative	Last 24 Hours	Last 7 Days	Cumulative
Positive Cases	9	162	11,11,773	6	148	7,74,459	0	0	196	15	310	18,86,428
Recovered Cases	3	233	10,99,326	1	266	7,68,763	0	0	187	4	499	18,69,219
Death Cases	0	2	10,769	0	0	6,227	0	0	4	0	2	17,000
Total Tests Done	In Last 24 hrs. : 1,535			In last 7 days : 18,540			Cumulative : 3,23,80,685					
Vaccine Doses Administered	In Last 24 hrs. : 31			In last 7 days : 74			Cumulative : 2,07,00,477					
ACTIVE CASES									209			

*Covid deaths occurred today : 00 | Covid deaths occurred beyond last 24hrs., reported today : 00



LAST 24 HOURS AGE GROUP AND GENDER WISE DISTRIBUTION

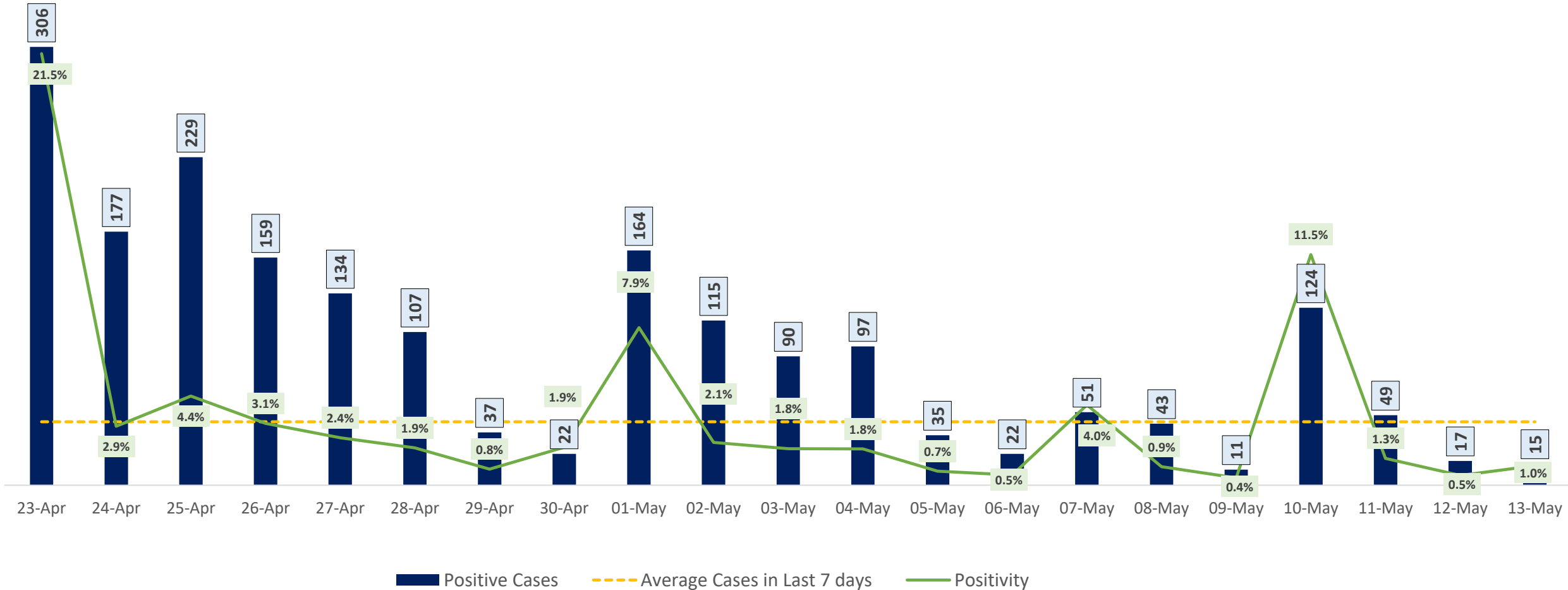




POSITIVITY RATE OF BENGALURU – LAST 21 DAYS



Average Cases in Last 7 days : 44

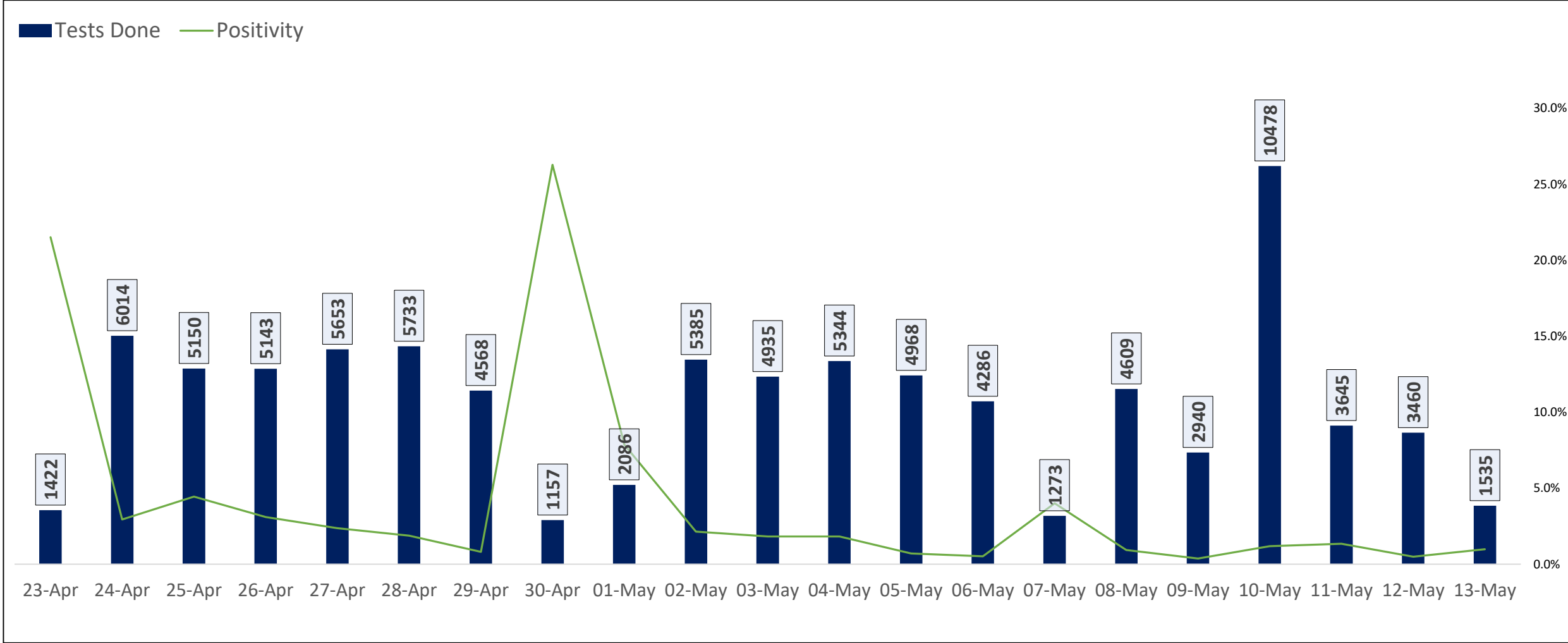




TESTING TRENDS IN BENGALURU

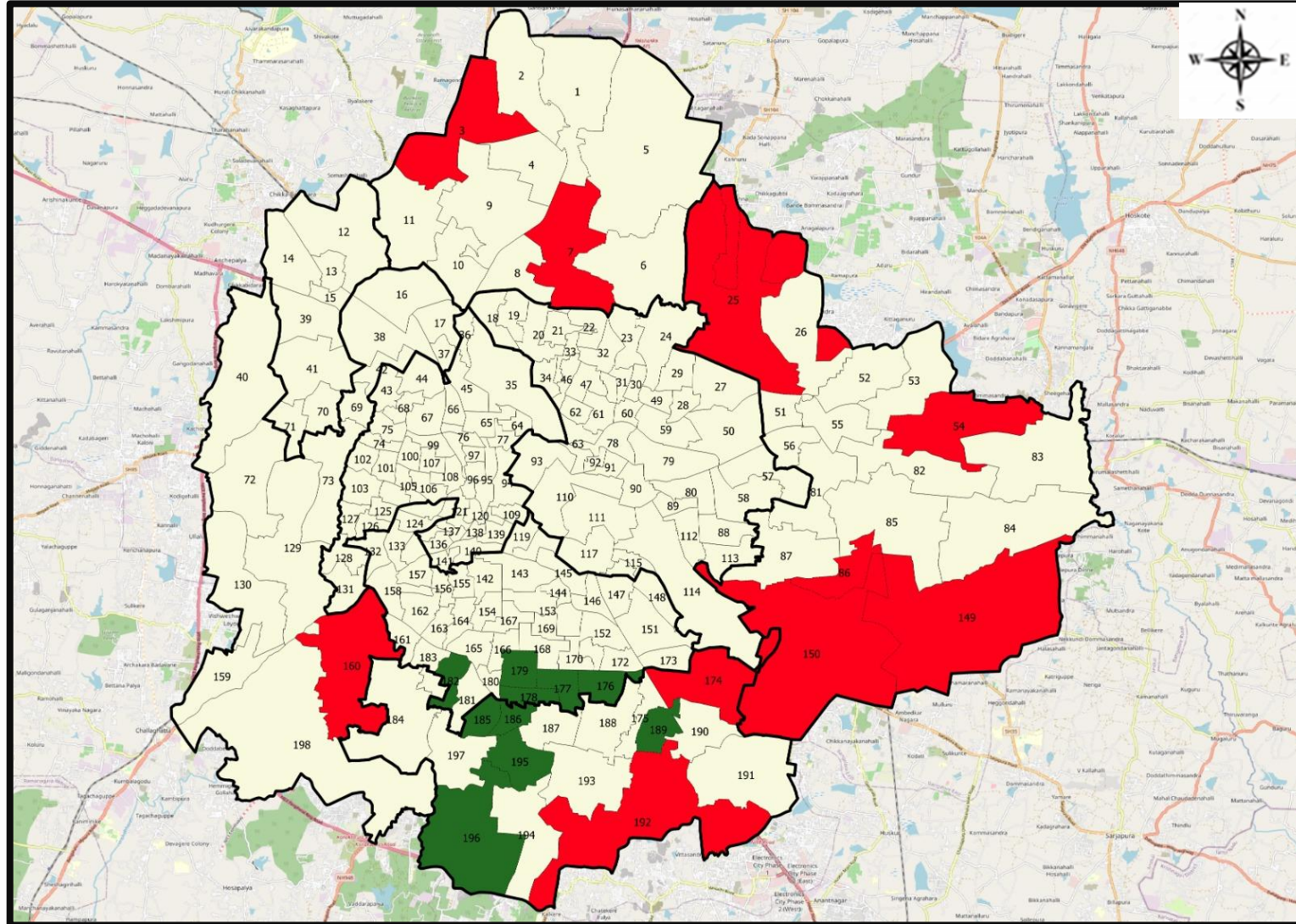


Total Test Conducted Till Date	Test Conducted Last 24 hours	Last 7 Days Average
3,23,80,685	1,535	2,649





BENGALURU URBAN MAP SHOWING TREND OF POSITIVE CASES IN LAST 7 DAYS



Top 10 wards reporting highest number of positive cases in last 10 days

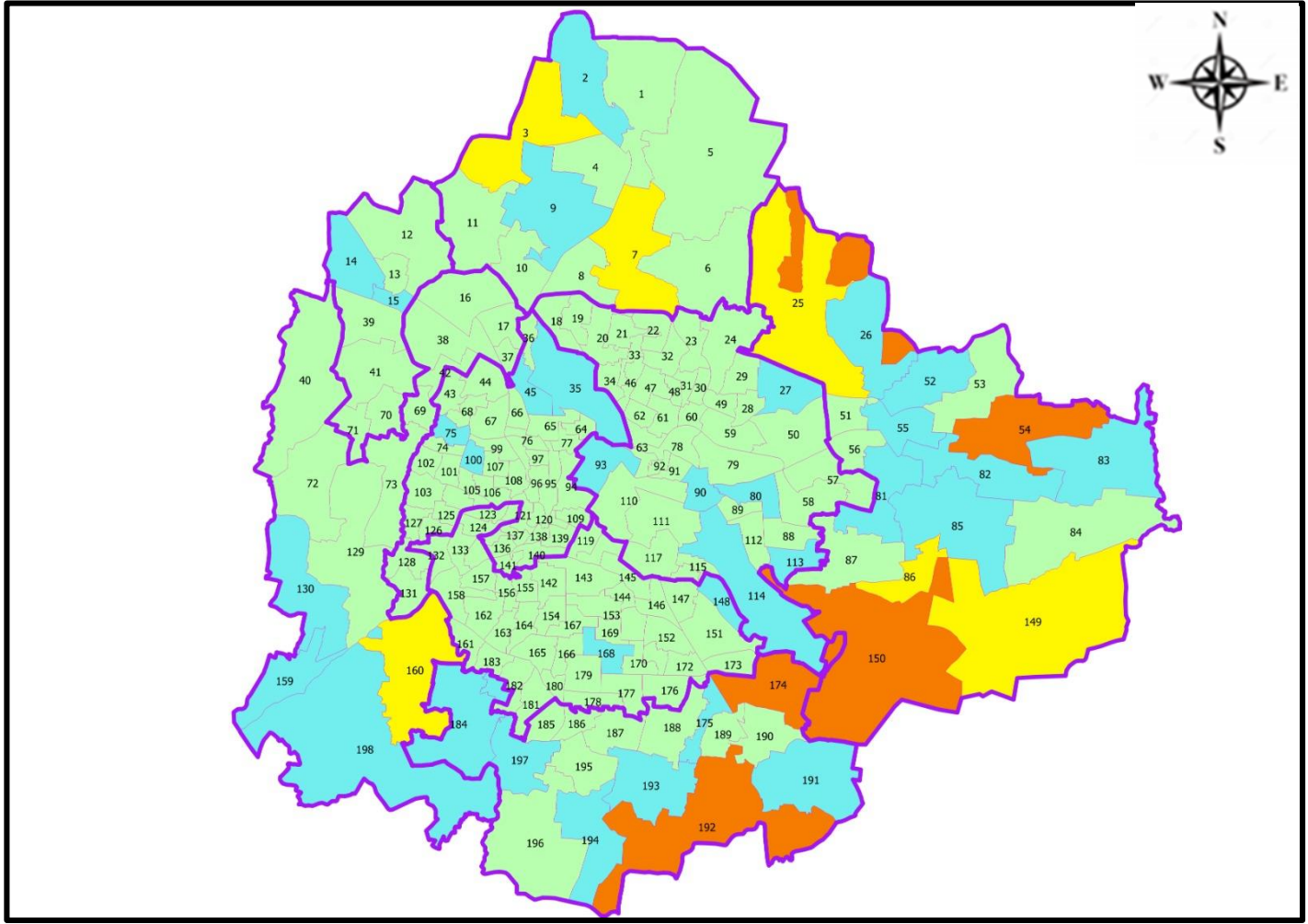
Ward No.	Ward Name	Daily Cases Average
54	Hudi	2
150	Bellanduru	2
174	HSR Layout	1
192	Begur	1
7	Byatarayanapura	1
160	Rajarajeshwari Nagar	1
3	Atturu	1
25	Horamavu	1
86	Marattahalli	1
149	Varthuru	1

Top 10 wards reporting least number of positive cases in last 7 days

Ward No.	Ward Name	Daily Cases Average
196	Anjanapura	0
195	Konanakunte	0
189	Hongasandra	0
186	Jaraganahalli	0
185	Yelchenahalli	0
182	Padmanabha Nagar	0
179	Shakambari Nagar	0
178	Sarakki	0
177	J P Nagar	0
176	B T M Layout	0



BENGALURU MAP SHOWING INTENSITY OF POSITIVE CASES IN LAST 7 DAYS



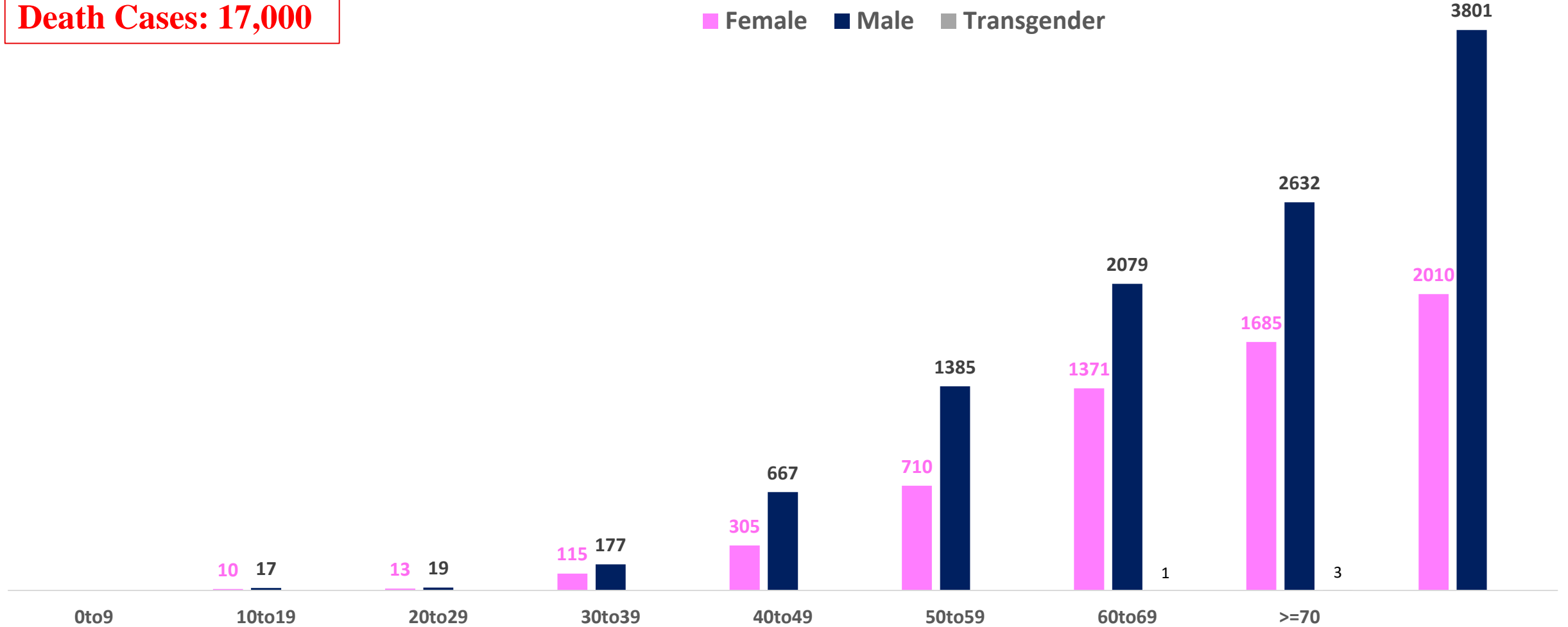
- Level 1 : 0 to 1 Cases
- Level 2 : 1 to 3 Cases
- Level 3 : 3 to 5 Cases
- Level 4 : 5 to 10 Cases
- Level 5 : More than 10 Cases
- Zone Boundaries



AGE AND GENDER WISE DISTRIBUTION OF DEATH CASES



Death Cases: 17,000





SNAPSHOT OF COVID-19 CASES IN BENGALURU URBAN



**Total Wards With
< = 5 Cases* :
192**

**Tests Conducted
on 13.05.2023:
1,535**

**Recovery
Rate*:
99.09%**

**Total
Active Cases :
209**

**Total Vaccinated
on 13.05.2023:
31**





**Positivity
Rate* :
1.67%**

**Active
Rate*:
0.01%**

**Case
Fatality Rate* :
0.65%**

*Total positive cases In the past 7 days

*CFR and positivity is for Past 7 days

Download BBMP Bulletin	https://apps.bbmpgov.in/covid19/mediabulletin.php
To register for vaccination :	https://selfregistration.cowin.gov.in/
BBMP COVID19 Dashboard:	https://apps.bbmpgov.in/covid19/
Follow us on:	 www.facebook.com/bbmp.comm1/
	 twitter.com/BBMPCOMM
	  BBMPSplHealth

Issued by:

Honorable Chief Commissioner, BBMP
Special Commissioner Health, BBMP
MD, Bengaluru Smart City Limited

THANK YOU !

